



Sinnoh Festive Tournament

Pokémon Brilliant Diamond and Pokémon Shining Pearl

Player Handbook

Video Game

Tournament Structure

Qualifier

**MY - SG - PH
Qualifier**

12 February 2022

TOP 1/2 Players Qualified

**TH - TW - HK
Qualifier**

13 February 2022

TOP 1/2 Players Qualified

2 regions with the highest sign up will be granted with 1 additional slot in the Regional Playoffs.

Registration closes 2 days before tournament date



Regional Playoffs

19 February 2022 - 8 Players Single Elimination

Tournament Structure

Qualifier

February 12th (MY, SG, PH)

February 13th (TH, TW, HK)

- All 6 regions' qualifiers are played separately.
- All Players will be playing with 6 Round Swiss Mode with Best of One (BO1) Format.
- Top 16 Players will proceed to Single Elimination with Best of Three (BO3) Format.
- Top 1/2 from Each Region will advance to Regional Playoffs

Regional Playoffs

February 19th

- Playoffs Qualified Slots for Each Region
 - Two region with highest check in number: Top 2 players only
 - The remaining 4 regions with lower check in number: Top 1 player only
 - Totalling up to 8 players competing in Grand Finale.
- They will be competing in a Single Elimination Top Cut Tournament
- Every match is a Best Of 3 (BO3) series

Registration Process

STEP 1

Fill in the Registration Form:

Depending on your region, sign up to the different Google Forms accordingly (*deadline: February 10th 23:59 UTC+8*)

- [Singapore Registration Form](#)
- [Malaysia Registration Form](#)
- [Philippines Registration Form](#)
- [Taiwan Registration Form](#)
- [Hong Kong Registration Form](#)
- [Thailand Registration Form](#)

STEP 2

You will receive an email from the Tournament admin to register yourself on ESL Play and Tournament page.

- Register an account at [ESL Play platform](#)
- Remember your ESL Play ID

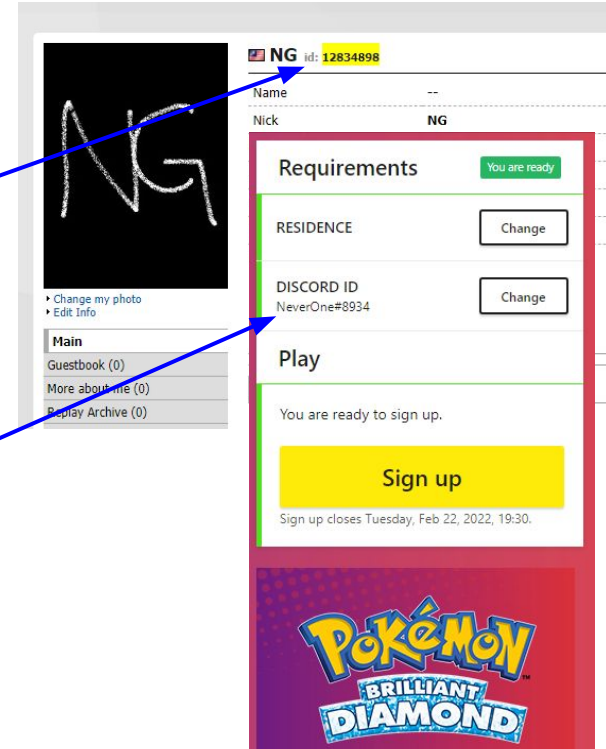
STEP 3

Register your **Discord ID** on the Sinnoh Festive Tournament Page.

(*failure to register Discord ID will result in disqualification Example: PandaWGF#2996*)

STEP 4

Check your [ESL Play's Your Tournament](#) to verify if you have successfully registered within 24 hours.



Communication Platform

Every participant is compulsory to join the dedicated
[Pokémon Festive Tournament Discord Server](#)

Failure to join the Discord / your opponent is unable to search for you might result in disqualification

Upon joining, head to #welcome channel and press “react” to the region’s emoji you are participating in

You may contact Admin’s Support or look for Your Opponent in the specific region’s #support-channel



Sinnoh Festive Tournam... # welcome

INFORMATION +

- # welcome
- # news
- # general
- # off-topic

STAFF CHANNELS +

MALAYSIA +

- # my-announcement
- # my-chat
- # my-game-support

SINGAPORE +

- # sg-announcement
- # sg-chat
- # sg-game-support

PHILIPPINES +

- # ph-announcement
- # ph-chat

people will not be tolerated.

- 3) Respect ESL Staff and their decision about your problem.
- 4) Do not post links to malicious content.
- 5) Do not post advertisements or other promotional content unless agreed with ESL Staff first
- 6) Impersonating other people or ESL Staff is not allowed.
- 7) ESL Staff reserves the right to kick or ban a person if they feel it is necessary.

Please note that Staff may not always be available. Discord is not an official support platform for Sinnoh Festive Tournament and as such if no admin is available help will need to be requested via a support or protest ticket. You can open a support ticket by navigating to the following URL: <https://esl.gg/support>. A protest ticket can be opened here: <https://esl.gg/add-protest>.


BOT COMMANDS

Please note that all bot replies will be sent as DMs.







- !help
- !support
- !admin
- !commands

HELPFUL LINKS







- <http://esl.gg/ESLguide>
- <https://play.eslgaming.com/pokemon>

ESL  **BOT** Today at 2:18 PM (edited)

Please react to this message with a corresponding emoji to get your regional role assigned to yourself. With that role you will be able to see your regional support channels. Thank you.

-  Hong Kong
-  Malaysia
-  Philippines
-  Singapore
-  Taiwan
-  Thailand

ESL is a brand of ESL Gaming GmbH. © 2022.

 1  1  1  1  1  1

Before the Tournament Starts

You are responsible to “CHECK IN” for your tournament

The “CHECK IN” process will start 30 minutes before the tournament actual start time

Check your [ESL Play's Your Tournament](#) and head to the Tournament Page
(it is located at the right side of your web page/ESL Play App under Your Tournament)

After “CHECK IN”, wait for the tournament to start

(Failure to “CHECK IN” will not be possible to participate in the tournament!)

REQUIREMENTS

You are ready

MINIMUM AGE	CHANGE
RESIDENCE	CHANGE
STREET FIGHTER V NICKNAME NGGG4	CHANGE

PLAY

- [Leave tournament](#)

You may check in now.

CHECK IN

Check in closes in 8 minutes.

Before the Tournament Starts

1. The players must make sure they have read through [Sinnoh Festive Tournament - Rulebook](#) and follow the rules.
2. Players must ensure they have an active Nintendo Online Subscription



Pokémon Battle Festival Asia 2021 Official Rulebook

Before the Tournament Starts

The players are required to submit Pokémon Video Game Team List during the Google Form Registration.

Please refer to [Slide 4](#) to access the Google Form Link.

The game format will be a Single Battle format. Players must have six Pokémon. Player will use 3 out of 6 Pokémon from their submitted list. Pokémon above and below Lv. 50 are permitted but will be auto-leveled to Lv. 50 during battle. Players are not allowed to use duplicate Pokémon. Players are not allowed to have duplicate held items.

If you detect that your opponent is using something that differs from their list, you should immediately call a tournament admin for assistance.



During the Tournament

**Check your
Bracket here!**

**You can view the matches here!
(Please use browser to sign in)**

1. Press Match Page
2. Obtain MatchID
3. Key In MatchID as your Link Code!

The screenshot shows a tournament management interface. At the top, there's a navigation bar with a game controller icon and buttons for 'Bracket', 'Path View', 'Players', 'Rules', and 'Support'. The 'Bracket' button is highlighted with a yellow callout arrow from the text 'Check your Bracket here!'. Below the navigation bar, the main content area displays '2 PLAYERS REMAINING' and 'TOP PLAYERS IN THIS TOURNAMENT*'. It lists two players: 'PLUS ULTRA' and 'NG'. A 'Jump to:' dropdown menu is set to 'PLUS ULTRA'. A yellow callout arrow points from the text 'You can view the matches here! (Please use browser to sign in)' to the 'Match page' link in the 'PLAY' section on the right. The 'PLAY' section includes a 'Leave tournament' link and a match entry for 'Today, Jun 03, 2021, 15:56 vs. PLUS ULTRA (Game ID: Sutoro)'. Below this, there are links for 'Match page', 'Enter result or match setup (!)', 'Upload match media', 'Match chat', and 'Open protest'. At the bottom, there's a 'Your results' section showing 'Win vs. Default win'.

REQUIREMENTS
You are ready

MINIMUM AGE

RESIDENCE

STREET FIGHTER V NICKNAME
NGGG4

PLAY

- [Leave tournament](#)

Today, Jun 03, 2021, 15:56 vs.
PLUS ULTRA
(Game ID: Sutoro)

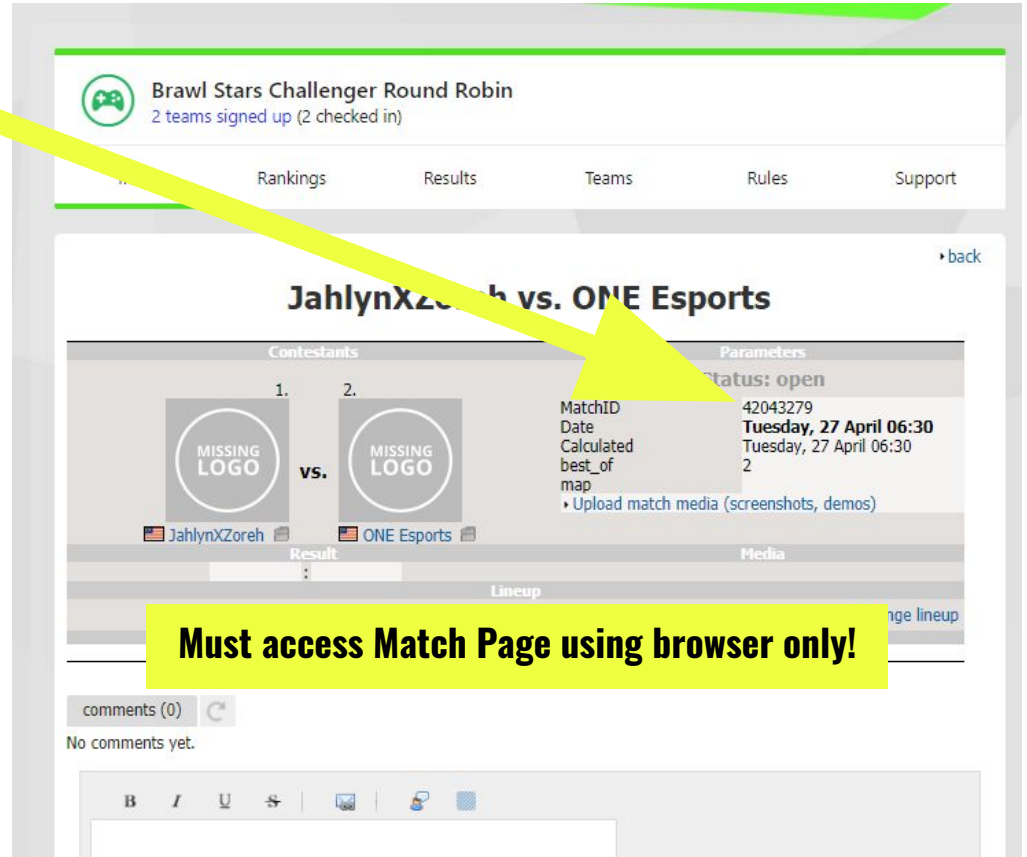

- [Match page](#)
- [Enter result or match setup \(!\)](#)
- [Upload match media](#)
- [Match chat](#)
- [Open protest](#)

Your results
Win vs. Default win
Win vs. Default win

During the Tournament

This is the MatchID

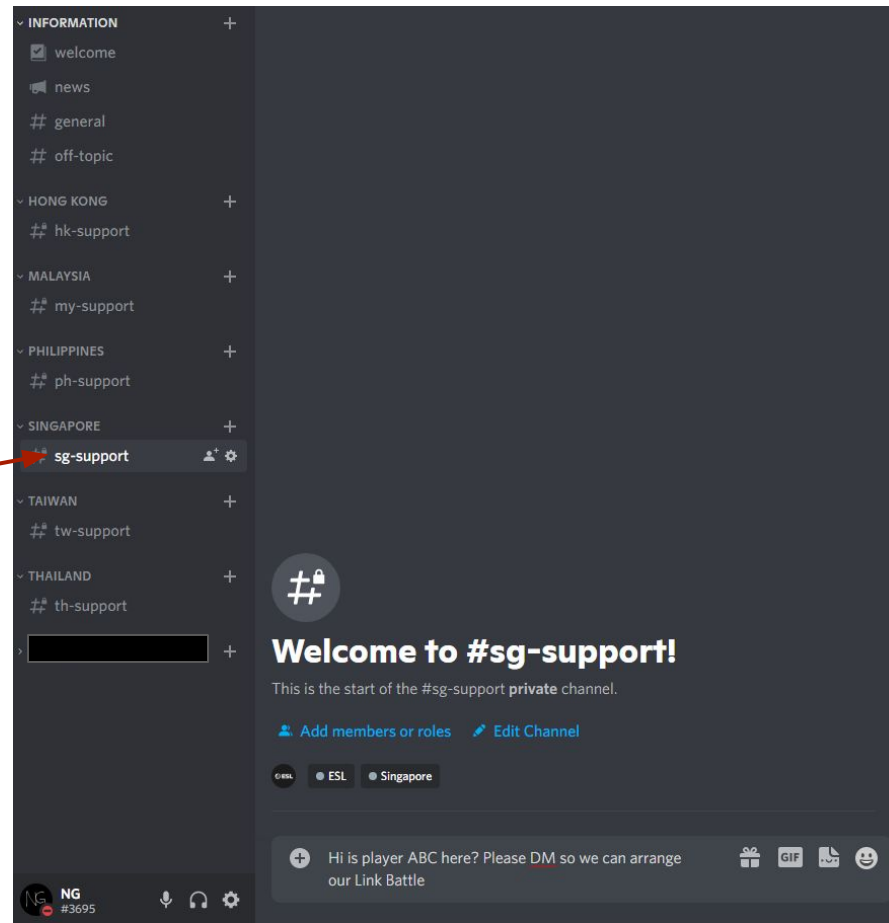
MatchID = Link Code



How to communicate with your Opponent

Discord

- Look for your opponent on our [official Discord server \(Pokémon Festive Tournament Discord Server\)](#)
- Please use your respective regional channel (Eg. #sg-support, #tw-support, #my-support etc) for communication.


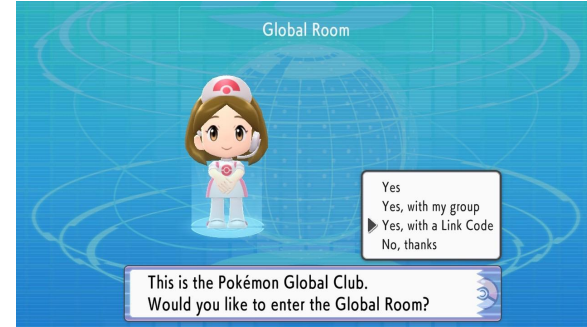
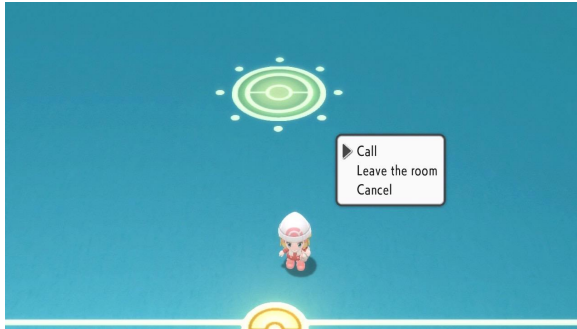


During the Tournament (Call The Battle)

Please follow the steps below:

- 1 - Press the “Y” button to access Union Room
- 2- Select Global Room
- 3 - Use MatchID as the Link Code Number.
- 4 - Input the Link Code into the Link Battle
- 5 - Call The Battle to your Opponent
- 6 - Select Single Battle
- 7 - Compete a Best of 3 (BO3) series
- 8 - Report result on [ESL Play's Your Tournament](#)

*You must attain the Coal Badge from Oreburgh City Gym in order to access the Global Room.



During the Tournament

Late / No Show

If you are unable to reach your opponent after 10 minutes of attempting to contact, please open a PROTEST TICKET or contact a tournament admin via dedicated Discord server #support-channel immediately *(with screenshots or proofs)*.

Pace of Play

If a match is found to go on for an excessive amount of time beyond expectation, particularly if there were significant delays between games, event staff reserve the right to apply a manual time restriction to the match. Such will only be considered as a last resort, and only if the pace of the overall tournament is jeopardized.

Forfeit

If you wish to forfeit from the tournament, please contact a tournament admin via dedicated Discord server #support-channel directly

During the Tournament

Problems Connecting

If you and your opponent are having problems connecting to each other, please contact a tournament admin via dedicated Discord server #support-channel directly

Disconnections

If a disconnection occurs during a game:

- Both players must record their matches (using a phone or any similar device) from the start of their match until the end of the match. If disconnection happens, one or both players must alert the tournament admin through Discord and send in a protest ticket. If a player fails to present a valid evidence, when there is a protest, they will have a disadvantage for that particular match.
- A tournament admin will attend your match and view the provided information
- If there was a significant difference in boardstate, and both players anticipate the same clear outcome to the game, they may choose to agree that one player would've won had the disconnect not occurred. Such agreements will be accepted by tournament admin but not enforced, and pushing your opponent to agree to such after they have refused may be considered coercion and subject to penalties.

During the Tournament

Team Issues

If you think your opponent is using something that differs from their team list:

- Long-press the screenshot button on your Nintendo Switch to record the last 30 seconds of gameplay and capture the interaction that made you think such. If a screenshot would capture it (for example, an incorrect Ability activating), that is fine, too.
- Once the game is completed, contact a tournament admin via dedicated Discord server #support-channel immediately
- A member of tournament staff will attend your match and attempt to determine whether a team error has occurred. They may ask to review the footage you captured.

Behaviour

In order to make the game more pleasant for both players, you must not do anything that makes your opponents feel uncomfortable.

Disputes

If you and your opponent disagree over who the winner of the game was, contact a tournament admin via dedicated Discord server #support-channel immediately
(Tournament admin will likely ask to see the end-game screenshots of your opponent and yours)

Bugs

If a bug occurs during gameplay, contact a tournament admin via dedicated Discord server #support-channel immediately

Penalties

Major

Recommended penalty: Game Loss

Example of infractions:

- Playing with a team that does not match your team list
 - Penalty to be applied to all games within a match for which this is found to be true, including those already completed
 - If a player instantly realises their error during Team Preview, the game may be restarted with no penalty applied
- During the tournament, if a player
 - is not present for their match 10 minutes after announced Start time
 - Escalate to Match Loss
 - Disconnecting from a game after Team Preview is over
 - Escalate to Game Loss

The above list is not exhaustive. All penalties may be awarded, escalated, or de-escalated at the discretion of the Tournament Admin.

Penalties

Severe

Recommended penalty: Disqualification

Example of infractions:

- Someone other than the invited player playing during tournament games
- Attempting to influence or determine the result of a game through any means other than intended tournament play
- Unsporting behaviour towards any tournament participant or member of staff, including intimidation, coercion, and insults
- Falsely claiming a win
- Exploiting a software bug to gain an advantage during gameplay

The above list is not exhaustive. All penalties may be awarded, escalated, or de-escalated at the discretion of the Tournament Admin

Team Errors

Tournament Admin may consider any of a Pokémon's attributes to judge whether a Pokémon has been obtained through illegitimate means, including but not limited to any fields included on the team list, the Poké Ball of the Pokémon was caught in, whether or not the Pokémon is Shiny, and the Pokémon's Original Trainer.

How to Report Result/Score

**Game finished?
Go to
“Enter result or
match setup”**

Type the score here

For example

0 : 2

2 : 0

1 : 2

2 : 1

Press “SEND”!

The screenshot shows a web interface for a tournament survey. At the top, there's a navigation bar with links: Info, Bracket, Path View, Players, Rules, and Support. Below this, a message states "Your feedback is important! Help us to improve our tournaments and the tournament administration by filling out this short survey." A prominent blue button labeled "TOURNAMENT SURVEY" is in the center.

On the right side, there's a "REQUIREMENTS" section with a green status "You are ready". It includes fields for "MINIMUM AGE", "RESIDENCE", and "STREET FIGHTER V NICKNAME" (with value "NGGG4"), each with a "CHANGE" button. Below this is a "PLAY" section with a "Leave tournament" link. Further down, it shows the match details: "Today, Jun 03, 2021, 15:56 vs. PLUS ULTRA (Game ID: Sutoro)" and a list of links: "Match page", "Enter result or match setup (!)", "Upload match media", "Match chat", and "Open protest". At the bottom right, it says "Your results" with "Win vs. Default win" and "Win vs. Default win".

The main survey form is titled "PLUS ULTRA vs. NG". It has a "begin" section with a dropdown menu showing "The match was played correctly". Below this is a score input field with "PLUS ULTRA" on the left, a colon separator, and "NG" on the right. There are two yellow arrows pointing to this score field from the left. Below the score field is a "Credibility" section with the prompt "Rate your opponent's behavior!". It includes a radio button selection from "Very Bad" to "Very Good", with the middle option selected. There are also checkboxes for "On Time", "Fair and respectful", "Not on Time", "Unfair (Cheats used)", "Unpleasant Gameplay", and "Unfriendly". A "Reason/comment" text area is below these. A yellow arrow points to the "SEND" button at the bottom of the form. At the very bottom, there's a note: "If the opponent aborted the match before it ended, please write a match protest!" and a link "Write a Match Protest".

REQUIREMENTS

You are ready

MINIMUM AGE

CHANGE

RESIDENCE

CHANGE

STREET FIGHTER V
NICKNAME
NGGG4

CHANGE

PLAY

- [Leave tournament](#)

Today, Jun 03, 2021, 15:56 vs.
PLUS ULTRA
(Game ID: Sutoro)

- [Match page](#)
- [Waiting for opponent to confirm result](#)
- [Upload match media](#)
- [Match chat](#)
- [Open protest](#)

Your results

Win vs. Default win
Win vs. Default win

**You entered the
score?**

**You wait for
confirmation**

Even if you lose

**You need to
“Confirm result”!**

Win or Lose

You need to ENTER / CONFIRM result

REQUIREMENTS

You are ready

MINIMUM AGE

CHANGE

RESIDENCE

CHANGE

STREET FIGHTER V
NICKNAME
Sutoro

CHANGE

PLAY

- [Leave tournament](#)

Today, Jun 03, 2021, 15:56 vs.
NG
(Game ID: NGGG4)

- [Match page](#)
- [Confirm result or match setup \(!\)](#)
- [Upload match media](#)
- [Match chat](#)
- [Open protest](#)

Your results

Win vs. Default win

**“Enter” or “Confirm”
the score**

Press SEND!

[Go to match page](#)

PLUS ULTRA vs. NG

begin

The match was played correctly ▾

PLUS ULTRA 0 : 2 NG

PLUS ULTRA
NG

Confirmed

Credibility
Rate your opponent's behavior!

Very Bad ☐ ☐ ☒ ☐ ☐ Very Good

☐ On Time

☐ Fair and respectful

☐ Friendly

Reason/comment

☐ Not on Time


☐ Unfair (Cheats used)

☐ Unpleasant Gameplay

☐ Unfriendly

SEND

If the opponent aborted the match before it ended, please write a match protest!

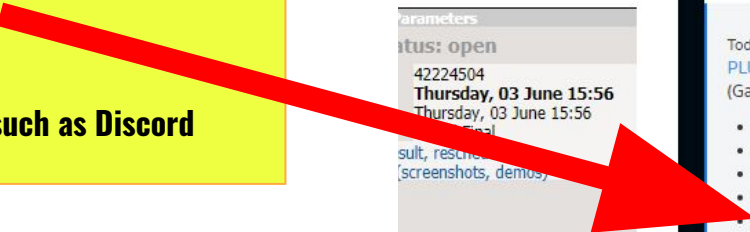
 [Write a Match Protest](#)

How to submit Protest Ticket

- Opponent is missing after 10 minutes?
- Opponent is not replying after 10 minutes?
- Opponent is not accepting friend request in 10 minutes?
- Opponent reports wrong/fake result?
- Opponent is being rude or present offensive behaviours?

Send in a PROTEST TICKET!

(Reminder: Do not share Protest Ticket details in Public such as Discord Chat, Streaming etc)



Rules Support

filling out this short survey.

back

REQUIREMENTS

You are ready

MINIMUM AGE

RESIDENCE

STREET FIGHTER V
NICKNAME
NGGG4

PLAY

- [Leave tournament](#)

Today, Jun 03, 2021, 15:56 vs.
PLUS ULTRA
(Game ID: Sutoro)

- [Match page](#)
- [Enter result or match setup \(!\)](#)
- [Upload match media](#)
- [Match chat](#)
- [Open protest](#)

Your results

Win vs. Default win
Win vs. Default win

Parameters

Status: open

42224504
Thursday, 03 June 15:56
Thursday, 03 June 15:56
Official
sult, rescue
(screenshots, demos)

Media

**Protest ticket is strictly
Private & confidential!**

1. Subject (what is the issue)

**1. Send proof (if there is any) as
Attachment**

- a. Real result
- b. Opponent missing 10m

1. Write out the protest details

1. Press SEND!

Protest

Protest guidelines (Excerpt):

These guidelines are supposed to make the processing of protests more easy for the admins, to accelerate the handling and therewith shorten the duration.

This, of course, also helps the users. Should one or more of these binding guidelines not be abided by, **the protest can be denied due to form error**. A renewed filing of the protest can therefore be ruled out!

1. The protest can **only** be filed using the protest form on the ESL page. Protests filed by email or IRC are not valid, though they may help explain the circumstances.
2. The protest has to contain exact information on the reason for the protest, e.g. "They cheated!" would not be a sufficient explanation. Also, the protest should be comprehensible and carefully worded. The language depends on the tournament, meaning if you are in a European tournament you have to use English, if you are in a local tournament, you should use the local language. It is not reasonable for the responsible admin to have to read sentences without case sensitivity, punctuation marks etc. It can be expected of each user to comply with the English spelling.
3. Any form of insults, no matter how "harmless" they may be, are strictly forbidden in the script and can result in penalty points or even in the deletion of the protest.

[Complete protest rules](#)

Write a Match Protest

From: NG
vs. ma 42224636
ma
Opponent reports fake result!

Attach:
Choose File a4dd7562-4...344684c.jpg
(.jpg and .zip only)

Text

Hi admin,
My opponent reports fake result.
I hereby attach the screenshot of the in-game result to show I actually won the matches.
Please help to check.
Thank you.

☒ I have read and understand the protest guidelines.

SEND

RESIDENCE

CHANGE

STREET FIGHTER V
NICKNAME
NGGG4

CHANGE

PLAY

- [Leave tournament](#)

Today, Jun 03, 2021, 18:37 vs.
[PLUS ULTRA](#)
(Game ID: Sutoro)

- [Match page](#)
- [Enter result or match setup \(!\)](#)
- [Upload match media](#)
- [Match chat](#)
- [Open protest](#)

Your results
[Win vs. Default win](#)

Prizes

Qualifier Champion:

- 1 Physical Copy of Pokémon Legends: Arceus Game
- 1 Unit of Nintendo Switch – OLED Model

Top 4 Winners:

- Big Pikachu Plushie and Sinnoh Starter Plushies

Regional Playoffs Champion:

- 1 Unit of Pokémon Collection Gaming Chair by Secretlab

****Winner's choice: Pikachu OR Charizard Edition**

